




## NXT™ üFIT™ CUSTOMIZABLE PELVIC BACK SUPPORT

- Ⓐ Easily removable üCube™ foam blocks allows adjustability of the contour shape for a customized fit for the user (üCubes are also individually customizable by cutting them to suit the user as required)
- Ⓑ Centre foam overlay and double zipper provides easy access to adjust üCubes.
- Ⓒ Side contour foam overlays for stability and added comfort
- Ⓓ üFit DEEP offers adjustable lateral contour depth of 7.75" – 8.75" (19.7 – 22.2cm) for optimal mid-line support and positioning. DEEP Only.
- Ⓔ Aluminum shell



**Shaped to support  
your every move.**

The **NXT üFit Pelvic Back Support** can be customized to uniquely fit users with Scoliosis, Kyphosis, and other spinal irregularities requiring pelvic support. The main foam support layer is comprised of removable/customizable üCube™ foam blocks, which can be individually removed and or cut to create the required fit that accommodates each user's unique needs. A secondary layer of foam ensures the contour is smooth and prevents exposure of the shell.

### WHAT IS INCLUDED:

- Aluminum shell
- Depth adjustable lateral contours (DEEP only)
- 2" tall üCube™ polyurethane foam blocks
- Medium density foam cushion overlay
- Cover - 4 Way Stretch Startex fabric
- Installation hardware – QuickFit Mounting System
- One-hand quick release


### ACCESSORIES & OPTIONS:

- Head supports
- Incontinent infection control covers
- Optional Visco Gel mid section
- Optional 1" and 3" tall üCubes available
- Replacement cover
- **Standard and Deep Contour options**



### FEATURES

**üCubes stay in place without Velcro!** üCubes have special pins which keep them securely attached to the aluminum shell, yet allow for easy removal. üCubes come in three different heights – the Standard 2" and Optional Kits of 1" or 3" size, providing a variety of options for customizing this unique back support.



**Low Pivot Point** allows you to support the pelvis while adjusting recline.



**Pelvic Positioning cut-out** provides a space for the buttocks to protrude beyond the back for a better, more natural seated position.



**The One-Hand Quick Release** allows the back rest to be easily removed from the chair.


### QuickFit™ MOUNTING SYSTEM Lets you quickly and easily adjust while your client is in the chair.

- Reversible for increased depth range
- 5" (12.7cm) of depth adjustment, 2.5" (6.4cm) in front or behind back canes
- Easily expandable to allow the back support to fit on wider wheelchairs (up to 2" wider than the back)
- Install or remove clamps without taking them apart
- Hardware is a discreet size and provides strength and rigidity to the back support
- Adjustable for pelvic or trunk rotation
- Fits metric & imperial tubing including, 0.75-1" (1.9-2.5cm) back canes without shims

Angle Adjustability of 50°



#### QUICKFIT MOUNTING SYSTEM



#### ALTERNATE FIXED HARDWARE

<p><b>2-POINT FIXED HARDWARE</b></p> <p>NIB-1207</p> <p><b>Optional:</b> Use only on back supports with 16" (40.6cm) back height or lower.</p>	<p><b>4-POINT FIXED HARDWARE</b></p> <p>NIB-1307</p> <p><b>Optional:</b> Not width adjustable - fits one back/chair width.</p>
--	--

Accommodates Asymmetrical Posture



# SPECIFICATIONS



## NXT™ üFIT™ – CUSTOMIZABLE PELVIC BACK SUPPORT

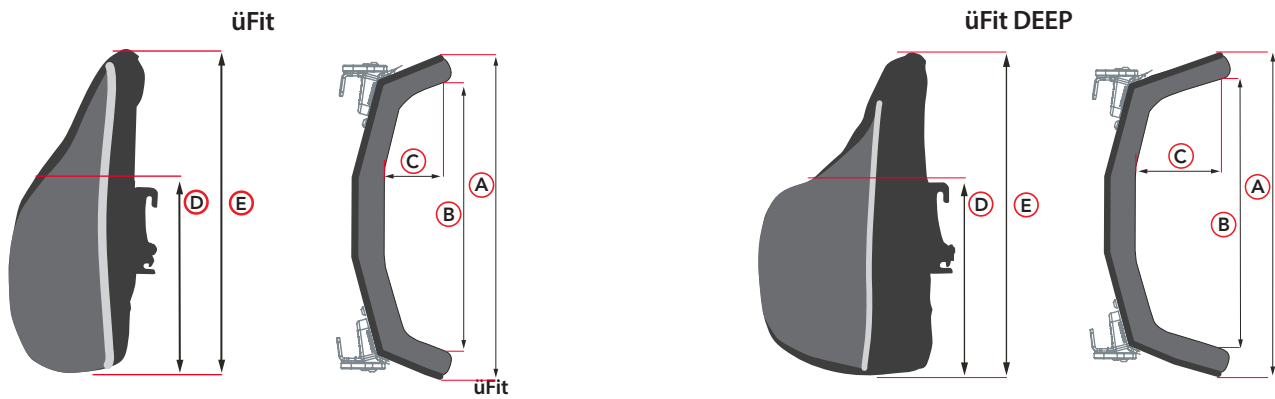
NXT üFIT SIZES – Inch (CM)

WIDTH	HEIGHT			FITS WHEELCHAIR WIDTHS
14 (35.6)	16 (40.6)	18 (45.7)	20 (50.8)	14 - 16 (35.6 - 40.6)
16 (40.6)				16 - 18 (40.6 - 45.7)
18 (45.7)				18 - 20 (45.7 - 50.8)
20 (50.8)				20 - 22 (50.8 - 55.9)
22 (55.9)				22 - 24 (55.9 - 61.0)

NXT üFIT SPECIFICATIONS – Inch (CM) Lbs (KG)

	üFIT	üFIT DEEP
Weight* - lbs (kg)	7.2 (3.3kg)	7.9(3.6kg)
Height	16 - 20" (40.6 - 50.8)	
Width	14 - 22" (35.6 - 55.8)	
Contour Depth	**6.25" (15.9)	**7.75 - 8.75" (19.7- 22.2)
Weight Capacity – lbs (kg)	300 (136.08) 22"wide+ : 400 (181.44)	

\*Weight based on 16 x 16" shell \*\*deduct up to 3.25" (8.3cm) for foam cushioning



NXT üFit BACK DIMENSIONS INCHES (CM)

	14/16 (35.5 / 40.6)	14/18 (35.5 / 45.7)	14/20 (35.5 / 50.8)	16/16 (40.6 / 40.6)	16/18 (40.6 / 45.7)	16/20 (40.6 / 50.8)	18/16 (45.7 / 40.6)	18/18 (45.7 / 45.7)	18/20 (45.7 / 50.8)	20/16 (50.8 / 40.6)	20/18 (50.8 / 47.7)	20/20 (50.8 / 50.8)	22/16 (55.8 / 40.6)	22/18 (55.8 / 45.7)	22/20 (55.8 / 50.8)
<b>A</b>	13 (33.0)	13 (33.0)	13 (33.0)	15 (38.1)	15 (38.1)	15 (38.1)	17 (43.1)	17 (43.1)	17 (43.1)	19 (48.2)	19 (48.2)	19 (48.2)	21 (53.3)	21 (53.3)	21 (53.3)
<b>B</b>	10.75 (27.3)	10.75 (27.3)	10.75 (27.3)	12.75 (32.3)	12.75 (32.3)	12.75 (32.3)	14.75 (37.4)	14.75 (37.4)	14.75 (37.4)	16.75 (42.5)	16.75 (42.5)	16.75 (42.5)	18.75 (47.6)	18.75 (47.6)	18.75 (47.6)
<b>**C</b>	6.25 (15.8)	6.25 (15.8)	6.25 (15.8)	6.25 (15.8)	6.25 (15.8)	6.25 (15.8)	6.25 (15.8)	6.25 (15.8)	6.25 (15.8)	6.25 (15.8)	6.25 (15.8)	6.25 (15.8)	6.25 (15.8)	6.25 (15.8)	6.25 (15.8)
<b>D</b>	6 (15.2)	7 (17.7)	8 (20.3)	6 (15.2)	7 (17.7)	8 (20.3)	6 (15.2)	7 (17.7)	8 (20.3)	6 (15.2)	7 (17.7)	8 (20.3)	6 (15.2)	7 (17.7)	8 (20.3)
<b>E</b>	16 (40.6)	18 (45.7)	20 (50.8)	16 (40.6)	18 (45.7)	20 (50.8)	16 (40.6)	18 (45.7)	20 (50.8)	16 (40.6)	18 (45.7)	20 (50.8)	16 (40.6)	18 (45.7)	20 (50.8)

\*\* deduct up to 3.25" (8.3cm) for foam cushioning

NXT üFit DEEP BACK DIMENSIONS INCHES (CM)

	14/16 (35.5 / 40.6)	14/18 (35.5 / 45.7)	14/20 (35.5 / 50.8)	16/16 (40.6 / 40.6)	16/18 (40.6 / 45.7)	16/20 (40.6 / 50.8)	18/16 (45.7 / 40.6)	18/18 (45.7 / 45.7)	18/20 (45.7 / 50.8)	20/16 (50.8 / 40.6)	20/18 (50.8 / 47.7)	20/20 (50.8 / 50.8)	22/16 (55.8 / 40.6)	22/18 (55.8 / 45.7)	22/20 (55.8 / 50.8)
<b>A</b>	13 (33.0)	13 (33.0)	13 (33.0)	15 (38.1)	15 (38.1)	15 (38.1)	17 (43.1)	17 (43.1)	17 (43.1)	19 (48.2)	19 (48.2)	19 (48.2)	21 (53.3)	21 (53.3)	21 (53.3)
<b>B</b>	10.75 (27.3)	10.75 (27.3)	10.75 (27.3)	12.75 (32.3)	12.75 (32.3)	12.75 (32.3)	14.75 (37.4)	14.75 (37.4)	14.75 (37.4)	16.75 (42.5)	16.75 (42.5)	16.75 (42.5)	18.75 (47.6)	18.75 (47.6)	18.75 (47.6)
<b>**C</b>	7.75-8.75 (19.7-22.2)	7.75-8.75 (19.7-22.2)	7.75-8.75 (19.7-22.2)	7.75-8.75 (19.7-22.2)	7.75-8.75 (19.7-22.2)	7.75-8.75 (19.7-22.2)	7.75-8.75 (19.7-22.2)	7.75-8.75 (19.7-22.2)	7.75-8.75 (19.7-22.2)	7.75-8.75 (19.7-22.2)	7.75-8.75 (19.7-22.2)	7.75-8.75 (19.7-22.2)	7.75-8.75 (19.7-22.2)	7.75-8.75 (19.7-22.2)	7.75-8.75 (19.7-22.2)
<b>D</b>	6 (15.24)	7 (17.8)	8 (20.3)	6 (15.24)	7 (17.8)	8 (20.3)	6 (15.24)	7 (17.8)	8 (20.3)	6 (15.24)	7 (17.8)	8 (20.3)	6 (15.24)	7 (17.8)	8 (20.3)
<b>E</b>	16 (40.6)	18 (45.7)	20 (50.8)	16 (40.6)	18 (45.7)	20 (50.8)	16 (40.6)	18 (45.7)	20 (50.8)	16 (40.6)	18 (45.7)	20 (50.8)	16 (40.6)	18 (45.7)	20 (50.8)

\*\* deduct up to 3.25" (8.3cm) for foam cushioning