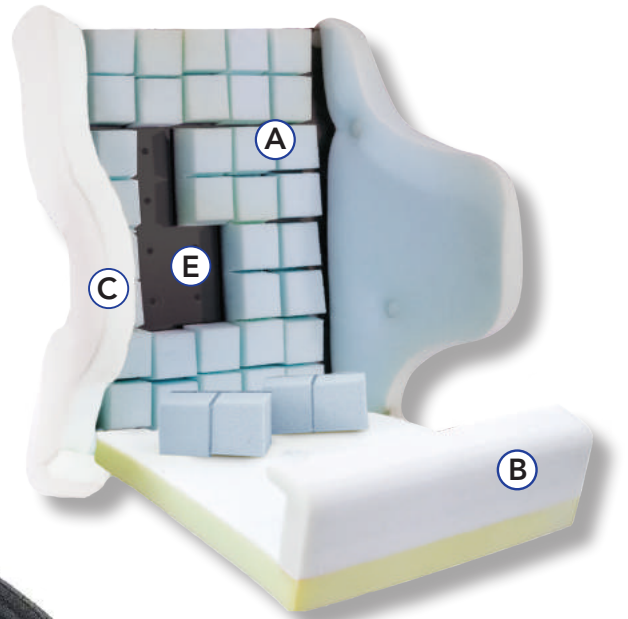




NXT™ üFIT™ II CUSTOMIZABLE THORACIC BACK SUPPORT

- Ⓐ Easily removable üCube™ foam blocks allows adjustability of the contour shape for a customized fit for the user (üCubes are also individually customizable by cutting them to suit the user as required)
- Ⓑ Centre foam overlay and double zipper provides easy access to adjust üCubes.
- Ⓒ Side contour foam overlays for stability and added comfort
- Ⓓ üFit II DEEP offers adjustable lateral contour depth of 8.5" – 9.5" (19.7 – 22.2cm) for optimal mid-line support and positioning. DEEP Only.
- Ⓔ Aluminum shell



**Shaped to support
your every move.**


The **NXT üFit II Thoracic Back Support** can be customized to uniquely fit users with Scoliosis, Kyphosis, and other spinal irregularities requiring thoracic support. The main foam support layer is comprised of removable/customizable üCube™ foam blocks, which can be individually removed and or cut to create the required fit that accommodates each user's unique needs. A secondary layer of foam ensures the contour is smooth and prevents exposure of the shell.

WHAT IS INCLUDED:

- Aluminum shell
- Depth adjustable lateral contours (DEEP only)
- 2" tall üCube™ polyurethane foam blocks
- Medium density foam cushion overlay
- Cover - 4 Way Stretch Startex fabric
- Installation hardware – QuickFit Mounting System
- One-hand quick release


ACCESSORIES & OPTIONS:

- Head supports
- Incontinent infection control covers
- Optional Visco Gel mid section
- Optional 1" and 3" tall üCubes available
- Replacement cover
- **Standard and Deep Contour options**



FEATURES


üCubes stay in place without Velcro! üCubes have special pins which keep them securely attached to the aluminum shell, yet allow for easy removal. üCubes come in three different heights – the Standard 2" and Optional Kits of 1" or 3" size, providing a variety of options for customizing this unique back support.



Low Pivot Point allows you to support the pelvis while adjusting recline.



Pelvic Positioning cut-out provides a space for the buttocks to protrude beyond the back for a better, more natural seated position.



The One-Hand Quick Release allows the back rest to be easily removed from the chair.

QuickFit™ MOUNTING SYSTEM Lets you quickly and easily adjust while your client is in the chair.

- Reversible for increased depth range
- 5" (12.7cm) of depth adjustment, 2.5" (6.4cm) in front or behind back canes
- Easily expandable to allow the back support to fit on wider wheelchairs (up to 2" wider than the back)
- Install or remove clamps without taking them apart
- Hardware is a discreet size and provides strength and rigidity to the back support
- Adjustable for pelvic or trunk rotation
- Fits metric & imperial tubing including, 0.75-1" (1.9-2.5cm) back canes without shims


Angle Adjustability of 50°



Accommodates Asymmetrical Posture



QUICKFIT MOUNTING SYSTEM



ALTERNATE FIXED HARDWARE

<p>2-POINT FIXED HARDWARE</p> <p>NIB-1207</p> <p>Optional: Use only on back supports with 16" (40.6cm) back height or lower.</p>	<p>4-POINT FIXED HARDWARE</p> <p>NIB-1307</p> <p>Optional: Not width adjustable - fits one back/chair width.</p>
--	--

SPECIFICATIONS

NXT™ üFIT™ II – CUSTOMIZABLE PELVIC BACK SUPPORT



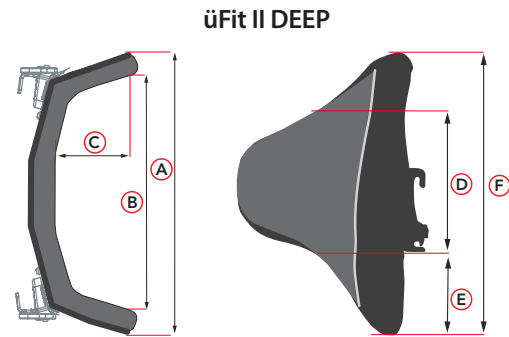
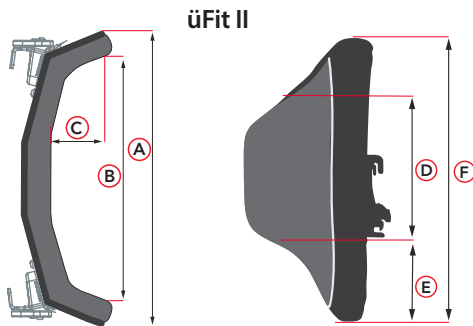
NXT üFIT II SIZES – Inch (CM)

WIDTH	HEIGHT			FITS WHEELCHAIR WIDTHS
14 (35.6)	16 (40.6)	18 (45.7)	20 (50.8)	14 - 16 (35.6 - 40.6)
16 (40.6)				16 - 18 (40.6 - 45.7)
18 (45.7)				18 - 20 (45.7 - 50.8)
20 (50.8)				20 - 22 (50.8 - 55.9)
22 (55.9)				22 - 24 (55.9 - 61.0)

NXT üFIT II SPECIFICATIONS – Inch (CM) Lbs (KG)

	üFIT II	üFIT II DEEP
Weight* - lbs (kg)	7.2 (3.3kg)	7.9 (3.6kg)
Height	16 - 20" (40.6 - 50.8)	
Width	14 - 22" (35.6 - 55.8)	
Contour Depth	**7.75" (19.7)	**8.5 - 9.50" (21.6-24.1)
Weight Capacity – lbs (kg)	300 (136.08) 22"wide+ : 400 (181.44)	

*Weight based on 16x16" shell **deduct up to 3.25" (8.3cm) for foam cushioning



NXT üFit II BACK DIMENSIONS INCHES (CM)

	14/16 (35.5 / 40.6)	14/18 (35.5 / 45.7)	14/20 (35.5 / 50.8)	16/16 (40.6 / 40.6)	16/18 (40.6 / 45.7)	16/20 (40.6 / 50.8)	18/16 (45.7 / 40.6)	18/18 (45.7 / 45.7)	18/20 (45.7 / 50.8)	20/16 (50.8 / 40.6)	20/18 (50.8 / 47.7)	20/20 (50.8 / 50.8)	22/16 (55.8 / 40.6)	22/18 (55.8 / 45.7)	22/20 (55.8 / 50.8)
A	13 (33.0)	13 (33.0)	13 (33.0)	15 (38.1)	15 (38.1)	15 (38.1)	17 (43.1)	17 (43.1)	17 (43.1)	19 (48.2)	19 (48.2)	19 (48.2)	21 (53.3)	21 (53.3)	21 (53.3)
B	10.75 (27.3)	10.75 (27.3)	10.75 (27.3)	12.75 (32.3)	12.75 (32.3)	12.75 (32.3)	14.75 (37.4)	14.75 (37.4)	14.75 (37.4)	16.75 (42.5)	16.75 (42.5)	16.75 (42.5)	18.75 (47.6)	18.75 (47.6)	18.75 (47.6)
**C	7.75 (19.7)	7.75 (19.7)	7.75 (19.7)	7.75 (19.7)	7.75 (19.7)	7.75 (19.7)	7.75 (19.7)	7.75 (19.7)	7.75 (19.7)	7.75 (19.7)	7.75 (19.7)	7.75 (19.7)	7.75 (19.7)	7.75 (19.7)	7.75 (19.7)
D	6 (15.2)	7 (17.7)	8 (20.3)	6 (15.2)	7 (17.7)	8 (20.3)	6 (15.2)	7 (17.7)	8 (20.3)	6 (15.2)	7 (17.7)	8 (20.3)	6 (15.2)	7 (17.7)	8 (20.3)
E	5.5 (14.0)	6.5 (16.5)	7.5 (19.0)	5.5 (14.0)	6.5 (16.5)	7.5 (19.0)	5.5 (14.0)	6.5 (16.5)	7.5 (19.0)	5.5 (14.0)	6.5 (16.5)	7.5 (19.0)	5.5 (14.0)	6.5 (16.5)	7.5 (19.0)
F	16 (40.6)	18 (45.7)	20 (50.8)	16 (40.6)	18 (45.7)	20 (50.8)	16 (40.6)	18 (45.7)	20 (50.8)	16 (40.6)	18 (45.7)	20 (50.8)	16 (40.6)	18 (45.7)	20 (50.8)

** deduct up to 3.25" (8.3cm) for foam cushioning

NXT üFit II DEEP BACK DIMENSIONS INCHES (CM)

	14/16 (35.5 / 40.6)	14/18 (35.5 / 45.7)	14/20 (35.5 / 50.8)	16/16 (40.6 / 40.6)	16/18 (40.6 / 45.7)	16/20 (40.6 / 50.8)	18/16 (45.7 / 40.6)	18/18 (45.7 / 45.7)	18/20 (45.7 / 50.8)	20/16 (50.8 / 40.6)	20/18 (50.8 / 47.7)	20/20 (50.8 / 50.8)	22/16 (55.8 / 40.6)	22/18 (55.8 / 45.7)	22/20 (55.8 / 50.8)
A	13 (33.0)	13 (33.0)	13 (33.0)	15 (38.1)	15 (38.1)	15 (38.1)	17 (43.1)	17 (43.1)	17 (43.1)	19 (48.2)	19 (48.2)	19 (48.2)	21 (53.3)	21 (53.3)	21 (53.3)
B	10.75 (27.3)	10.75 (27.3)	10.75 (27.3)	12.75 (32.3)	12.75 (32.3)	12.75 (32.3)	14.75 (37.4)	14.75 (37.4)	14.75 (37.4)	16.75 (42.5)	16.75 (42.5)	16.75 (42.5)	18.75 (47.6)	18.75 (47.6)	18.75 (47.6)
**C	8.5-9.5 (21.6-24.1)	8.5-9.5 (21.6-24.1)	8.5-9.5 (21.6-24.1)	8.5-9.5 (21.6-24.1)	8.5-9.5 (21.6-24.1)	8.5-9.5 (21.6-24.1)	8.5-9.5 (21.6-24.1)	8.5-9.5 (21.6-24.1)	8.5-9.5 (21.6-24.1)	8.5-9.5 (21.6-24.1)	8.5-9.5 (21.6-24.1)	8.5-9.5 (21.6-24.1)	8.5-9.5 (21.6-24.1)	8.5-9.5 (21.6-24.1)	8.5-9.5 (21.6-24.1)
D	6 (15.2)	7 (17.8)	8 (20.3)	6 (15.2)	7 (17.8)	8 (20.3)	6 (15.2)	7 (17.8)	8 (20.3)	6 (15.2)	7 (17.8)	8 (20.3)	6 (15.2)	7 (17.8)	8 (20.3)
E	5.5 (14.0)	6.5 (16.5)	7.5 (19.0)	5.5 (14.0)	6.5 (16.5)	7.5 (19.0)	5.5 (14.0)	6.5 (16.5)	7.5 (19.0)	5.5 (14.0)	6.5 (16.5)	7.5 (19.0)	5.5 (14.0)	6.5 (16.5)	7.5 (19.0)
F	16 (40.6)	18 (45.7)	20 (50.8)	16 (40.6)	18 (45.7)	20 (50.8)	16 (40.6)	18 (45.7)	20 (50.8)	16 (40.6)	18 (45.7)	20 (50.8)	16 (40.6)	18 (45.7)	20 (50.8)

** deduct up to 3.25" (8.3cm) for foam cushioning